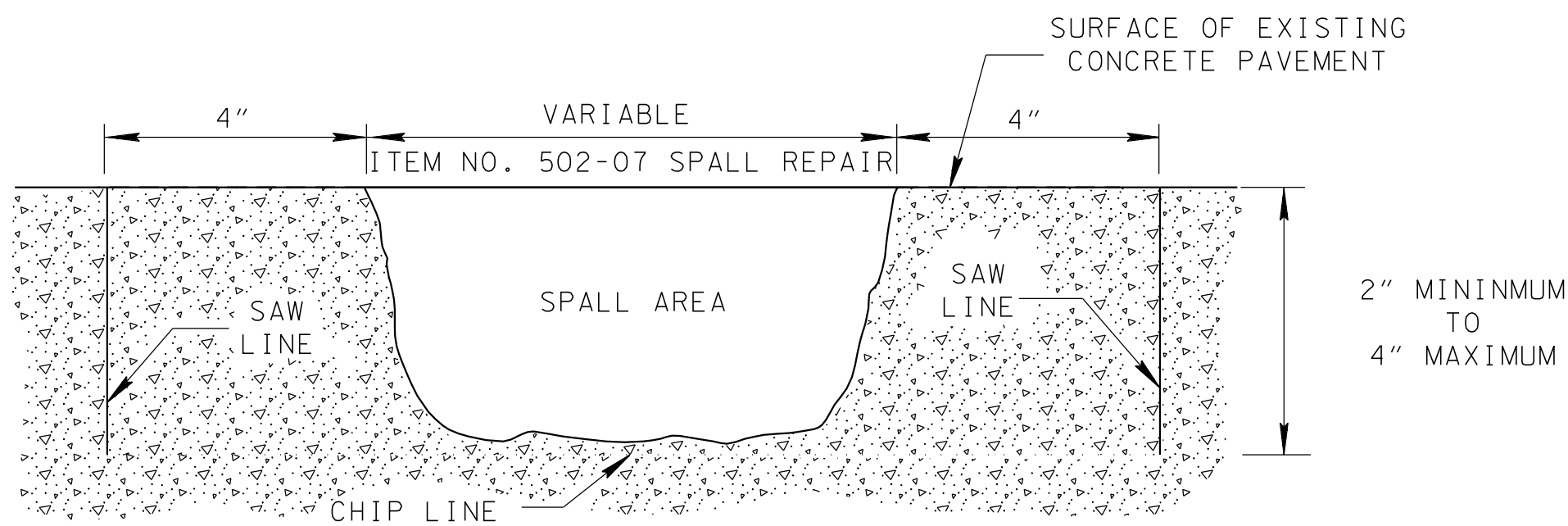
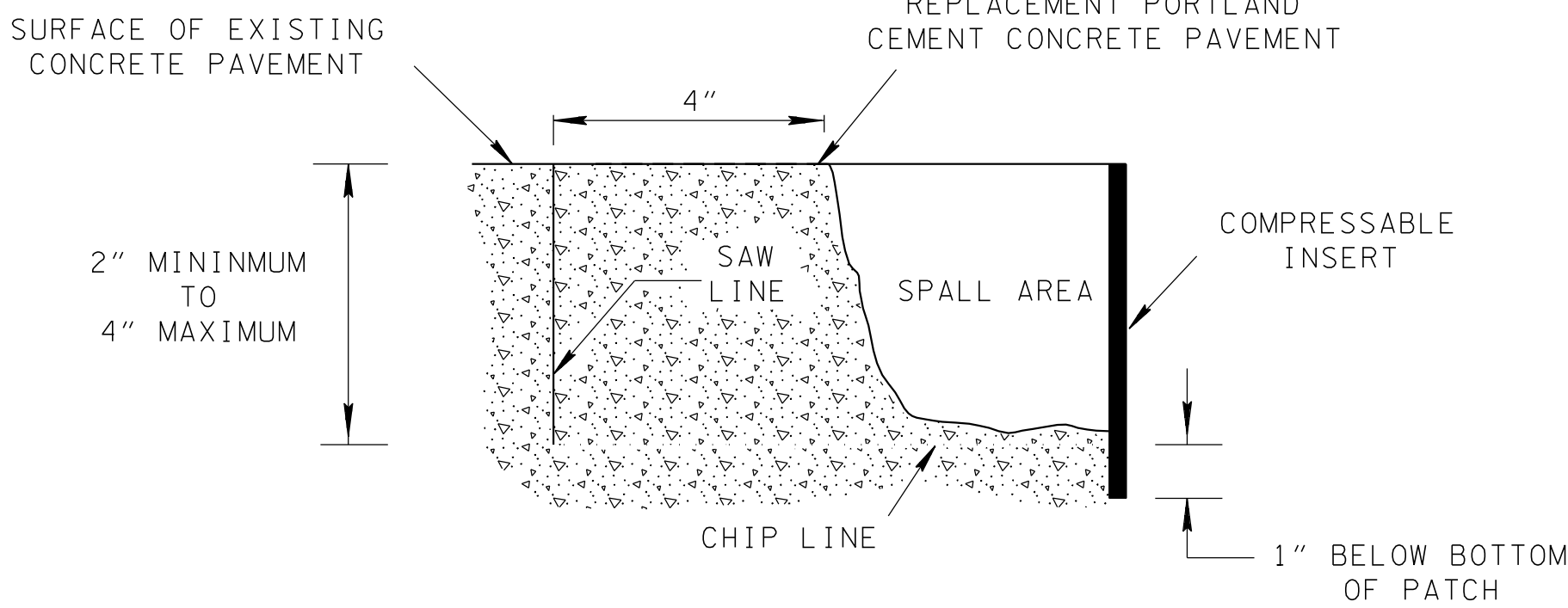


PLAN VIEW OF JOINTS, SPALL REPAIR, AND RANDOM CRACK REPAIR



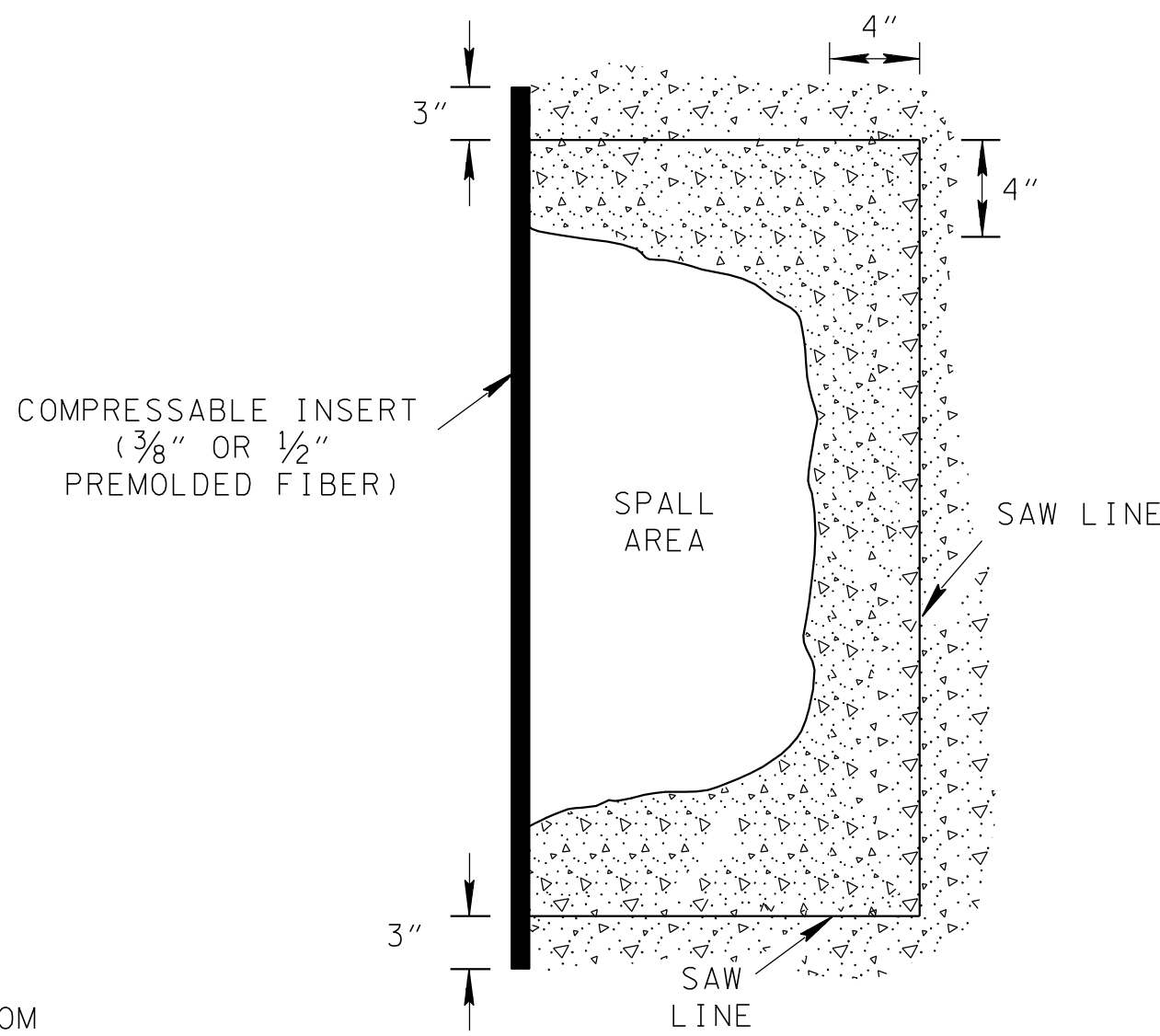
PROFILE VIEW

DETAIL FOR PARTIAL DEPTH SPALL REPAIR



PROFILE VIEW

DETAIL FOR PARTIAL DEPTH SPALL REPAIR AT TRANSVERSE JOINT



PLAN VIEW

GENERAL NOTES REGARDING SPALL REPAIR

- (S1) PARTIAL DEPTH SPALL REPAIR SHALL BE DONE ON LOW SPEED FACILITIES ONLY. USE FULL DEPTH PAVEMENT REPLACEMENT FOR HIGH SPEED FACILITIES, SUCH AS FREEWAYS AND EXPRESSWAYS.
- (S2) ALL PARTIAL DEPTH SPALL REPAIR AREAS SHALL BE SAWED AND CHIPPED TO THE APPROXIMATE LINES SHOWN IN THE ABOVE DETAIL. ALL COSTS OF THIS WORK SHALL BE INCLUDED IN THE PRICE BID FOR ITEM NO. 502-07, SPALL REPAIR PER SQUARE YARD.
- (S3) BEFORE BEGINNING REPAIR PROCESS, EACH SPALL AREA SHALL BE CLEAN, DRY, AND FREE OF ANY FOREIGN MATERIAL.
- (S4) IF DEPTH OF SPALL EXCEEDS 4" THEN IT SHALL BE MEASURED BY THE SQUARE YARD AND PAID FOR UNDER ITEM NO. 501-01, PORTLAND CEMENT CONCRETE PAVEMENT (REPLACEMENT). SEE PARTIAL SLAB REPAIR DETAILS ON STANDARD DRAWING NO. RP-J-23.

GENERAL NOTES REGARDING  
RANDOM CRACK REPAIR

- (R1) RANDOM CRACKS SHALL BE ROUTED OR CHIPPED TO A MINIMUM DIMENSION OF 1/4" WIDE AND 3/8" DEEP AND THEN SEALED.
- (R2) IF HOT-POURED ELASTIC TYPE CONCRETE JOINT SEALANT IS USED TO SEAL RANDOM CRACKS, THEN ITEM NO. 502-08.04, SEALING RANDOM CRACKS (HOT POURED ELASTIC) PER LINEAR FOOT IS TO BE USED.
- (R3) IF SILICONE SEALANT IS USED TO SEAL RANDOM CRACKS, THEN ITEM NO. 502-08.07, SEALING RANDOM CRACKS (SILICONE SEALANT) PER LINEAR FOOT IS TO BE USED.
- (R4) ALL RANDOM CRACKS 1/8" OR GREATER ARE TO BE REPAIRED.

CROSS-REFERENCE DRAWINGS  
NOTED ON THIS SHEET:  
RP-J-9, RP-J-23 AND  
RP-J-25.

REV. 7-17-84: ADDED EXISTING AND  
PROPOSED LAYOUTS OF CONCRETE  
PAVEMENT REPLACEMENT. ADDED TIE  
BARS AND CHANGED NOTES.

REV. 4-2-90: DREW NEW SHEET WHICH  
INCLUDED INFORMATION PREVIOUSLY ON  
DRAWING NO. RP-J-23 REGARDING  
SPALL REPAIR, RANDOM CRACK REPAIR,  
AND JOINT REPAIR DETAILS. ADDED  
NEW INFORMATION REGARDING JOINT  
REPAIR TO CONCUR WITH REVISED  
DRAWING NO. RP-J-9.

REV. 12-18-94: MODIFIED SPALL  
REPAIR DETAIL AND GENERAL NOTES.

REV. 7-29-96: TRANSFERRED DETAILS  
REGARDING CONCRETE JOINT REPAIR TO  
DRAWING NO. RP-J-25. ADDED DETAIL  
FOR PARTIAL DEPTH SPALL REPAIR AT  
TRANSVERSE JOINT.

REV. 5-27-01: CHANGED PAY ITEM IN  
GENERAL NOTES (R2) AND (R3).

MINOR REVISION -- FHWA  
APPROVAL NOT REQUIRED.

STATE OF TENNESSEE  
DEPARTMENT OF TRANSPORTATION

CONCRETE PAVEMENT  
SPALL AND  
RANDOM CRACK  
REPAIR DETAILS

RP-J-24